

Lite Managed PoE Switch Series

Gigabit Ethernet, 802.3 at/bt hybrid, Extend PoE 250M

AW-GEL-065A-060

AW-GEL-105A-110

AW-GEL-205A-260

AW-GEL-285A-380




Technical Specifications

Model		AW-GEL-065A-060	AW-GEL-105A-110	AW-GEL-205A-260	AW-GEL-285A-380
Product Description		4xGE PoE + 2xGE UTP Lite Managed Switch	2xGE bt 90W PoE + 6xGE 30W PoE + 1xGE UTP + 1xGE SFP Lite Managed Switch	4xGE bt 90W PoE + 12xGE 30W PoE + 2xGE UTP + 2xGE SFP Lite Managed Switch	4xGE bt 90W PoE + 20xGE 30W PoE + 2xGE UTP + 2xGE SFP Lite Managed Switch
Port Configuration					
10M/100M/1G PoE port		4	8	16	24
10M/100M/1G RJ45 Port		2	1	2	2
100M/1G SFP Port		-	1	2	2
IEEE Standard	IEEE 802.3x IEEE 802.3u IEEE 802.3ab	V	V	V	V
Total Ports		6	10	20	28
HW Performance					
Switching Bandwidth		12 Gbps	20 Gbps	40 Gbps	56 Gbps
Buffer Memory		1 Mb	1.5 Mb	4.1 Mb	4.1 Mb
MAC Address		8k	8K	8K	8K
Jumbo Frames		9216 Bytes	9216 Bytes	9216 Bytes	9216 Bytes
Lite Managed Features					
VLAN	802.1Q Tag-based VLAN	4096 VLAN IDs	4096 VLAN IDs	4096 VLAN IDs	4096 VLAN IDs
	Port-based VLAN	V	V	V	V
Spanning Tree Protocol	IEEE 802.1d (STP)	V	V	V	V
	IEEE 802.1w (RSTP)	V	V	V	V
Link Aggregation Control Protocol		V	V	V	V
QoS	CoS port-based	V	V	V	V
	CoS 802.1p-based	V	V	V	V
	CoS DSCP-based	V	V	V	V
Loop Protection		V	V	V	V
Flow Control		V	V	V	V
Strom Control		V	V	V	V
Port-Based Mirroring		V	V	V	V
Port Isolation		V	V	V	V
Bandwidth Control		V	V	V	V
Satic MAC		V	V	V	V
PoE Management					
PoE On/Off Control		V	V	V	V
PoE Auto Checking		V	V	V	V
Non-Stop PoE		V	V	V	V

Technical Specifications

Model	AW-GEL-065A-060	AW-GEL-105A-110	AW-GEL-205A-260	AW-GEL-285A-380
Product Description	4xGE PoE + 2xGE UTP Lite Managed Switch	2xGE bt 90W PoE + 6xGE 30W PoE + 1xGE UTP + 1xGE SFP Lite Managed Switch	4xGE bt 90W PoE + 12xGE 30W PoE + 2xGE UTP + 2xGE SFP Lite Managed Switch	4xGE bt 90W PoE + 20xGE 30W PoE + 2xGE UTP + 2xGE SFP Lite Managed Switch
Extend PoE Mode (250M)	V	V	V	V
PoE Function				
IEEE 802.3 PoE Standard Compliant	802.3 af/at	802.3 af/at/bt	802.3 af/at/bt	802.3 af/at/bt
Number of PoE Output Port	4	8	16	24
PoE Output Power	30W	Port 1-2 bt 90W Port 3-8 at 30W	Port 1-4 bt 90W Port 5-16 at 30W	Port 1-4 bt 90W Port 5-24 at 30W
Total PoE Power Budget	60W	110W	260W	380W
PoE Pin Assignment	1/2(+), 3/6(-)	Port 1-2: 4 pairs 1/2 (-), 3/6 (+) and 4/5 (+), 7/8 (-) Port 3-8: 2 pairs 1/2 (-), 3/6 (+)	Port 1-4: 4 pairs 1/2 (-), 3/6 (+) and 4/5 (+), 7/8 (-) Port 5-16: 2 pairs 1/2 (-), 3/6 (+)	Port 1-4: 4 pairs 1/2 (-), 3/6 (+) and 4/5 (+), 7/8 (-) Port 5-24: 2 pairs 1/2 (-), 3/6 (+)
PoE Surge protection	4KV Per PoE port	4KV Per PoE port	4KV Per PoE port	4KV Per PoE port
Environmental Specifications				
Operating Temperature	0°C ~ 50°C (32°F ~ 122°F)	0°C ~ 50°C (32°F ~ 122°F)	0°C ~ 50°C (32°F ~ 122°F)	0°C ~ 50°C (32°F ~ 122°F)
Storage Temperature	-20°C ~ 70°C (-4°F ~ 158°F)	-20°C ~ 70°C (-4°F ~ 158°F)	-20°C ~ 70°C (-4°F ~ 158°F)	-20°C ~ 70°C (-4°F ~ 158°F)
Operating Humidity	10 ~ 90% RH	10 ~ 90% RH	10 ~ 90% RH	10 ~ 90% RH
Mechanical Specifications				
Dimensions	200 (W) x 118 (D) x 44 (H) mm	270 (W) x 181 (D) x 44 (H) mm	440 (W) x 210 (D) 44 (H) mm	442 (W) x 212 (D) 44 (H) mm
Weight	0.66 kg	1.15 kg	2.67 kg	2.74 kg
Power Source				
AC Input	100V ~ 240V	100V ~ 240V	100V ~ 240V	100V ~ 240V
Frequency	50 ~ 60 Hz	50 ~ 60 Hz	50 ~ 60 Hz	50 ~ 60 Hz
Power Consumption	65W	120W	280W	400W
Certifications				
Certifications	CE, FCC, LVD, VCCI	CE, FCC, LVD, VCCI	CE, FCC, LVD, VCCI	CE, FCC, LVD, VCCI
Warranty				
Warranty	24 months	24 months	24 months	24 months
Accessories				
Included Accessories	Power Cord, QIG, Rack Mount Kit	Power Cord, QIG, Rack Mount Kit	Power Cord, QIG, Rack Mount Kit	Power Cord, QIG, Rack Mount Kit



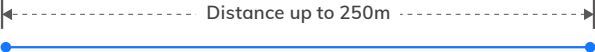
Application

Extend PoE Mode

Extend General Camera up to 250m



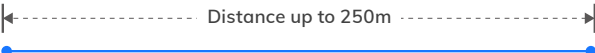
AW-GEL-065A-060




Extend Speed Dome Camera up to 250m with bt 90W



AW-GEL-285A-380



Spanning Tree Protocol with cable redundancy



Compatible Accessories

SFP Transceiver



SFP-1000-MM13-02
1.25G, MMF, 2km



SFP-1000-SM13-10
1.25G, SMF, 10km



SFP-1000-SM13-40
1.25G, SMF, 40km



SFP-1000-CPTX-X1
1G SFP to RJ45

