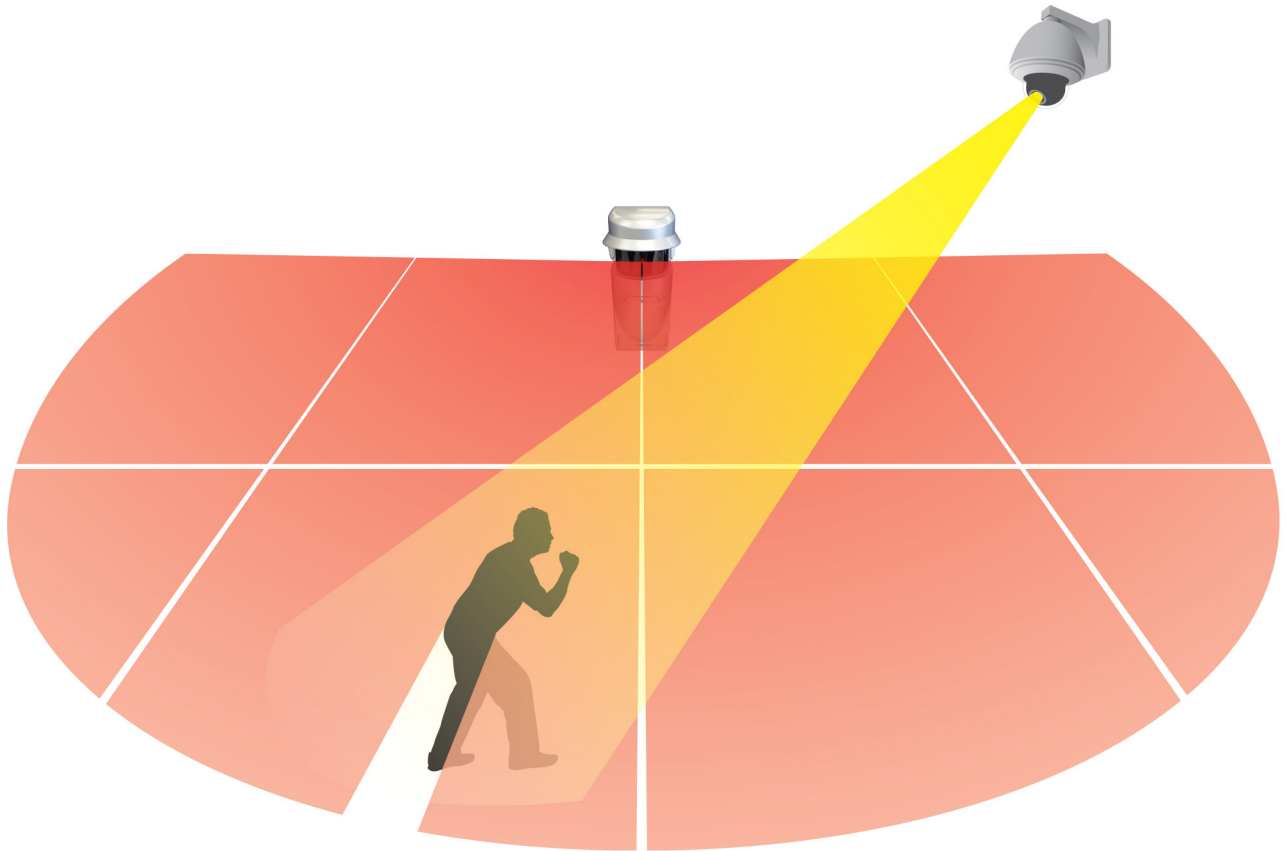
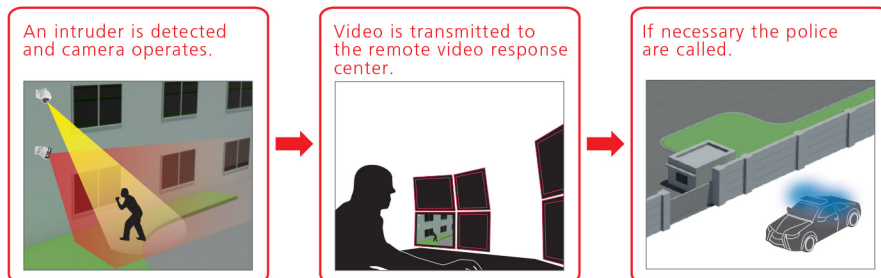


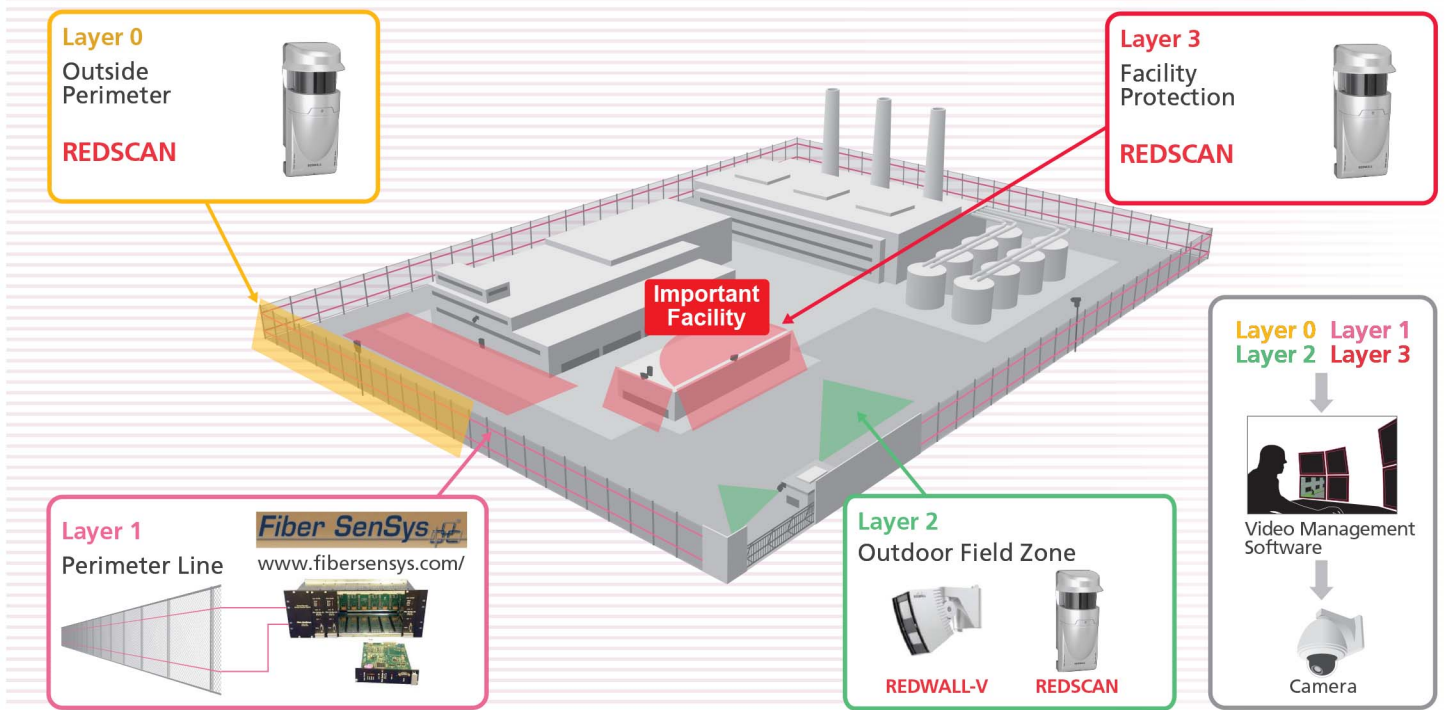
PRODUCT CATALOG



Solutions for Remote Video Response



Concept of layer protection for video surveillance



Laser Scan Detector REDSCAN Series

The REDSCAN series an innovative laser scan detector that identifies a moving object's size, speed, and distance from the detector. It processes that information with a unique algorithm, resulting in a highly reliable detection system with minimal false alarms. The detector can also be mounted vertically or horizontally according to the application and site conditions.



[FEATURES]

- 30m radius for 190 degrees range
- Vertical and horizontal mounting
- Unique detection algorithm
- Automatic area setting function
- 4 independently adjustable detection areas and 4 linked outputs for PTZ camera control (on analog connection and IP connection)
- Fog cancellation algorithm (patent listed)

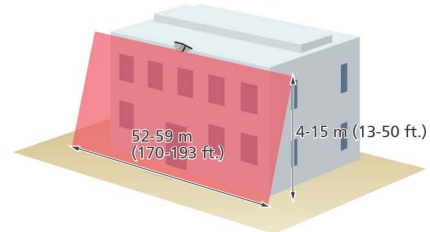
RLS-3060L

- Scene selection (outdoor and indoor)

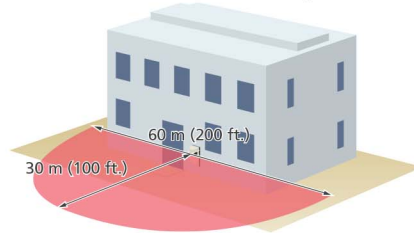
RLS-3060SH

- Scene selection (outdoor, indoor, indoor ceiling/wall protection and vehicle)
- 8 independently adjustable detection area and Redwall event codes for network recorder and video management software (on analog connection and on IP connection)
- Built-in heater

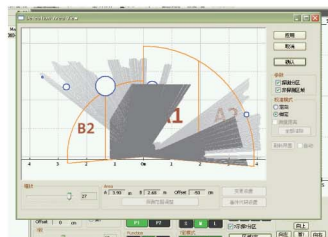
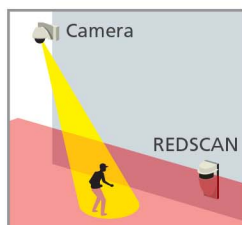
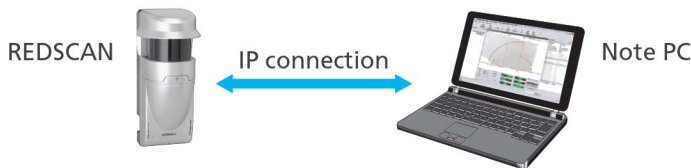
[VERTICAL DETECTION ZONE]



[HORIZONTAL DETECTION ZONE]



Setting support software REDSCAN Manager (Option)



[APPLICATION EXAMPLE]

- Military base
- Airport
- Prison
- Power plant/Substation
- Water treatment facility
- Logistic
- Data center
- Car dealer
- Bank
- Hospital/Care center
- Government office
- VIP house
- Airplane hangar
- Museum/Art gallery

Synthesized Intelligent PIR REDWALL-V Series

The REDWALL-V series a high-reliability outdoor detector that is especially suited to remote and local video surveillance applications. The detector provides the following three benefits:

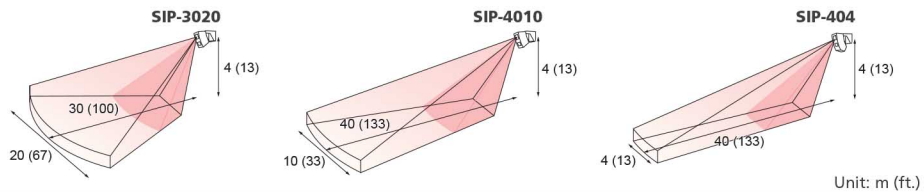
- Reduction of false alarms
- Quick and reliable installation
- Protection from vandalism

The goal of the REDWALL series is to provide a product that can deliver reliable and efficient protection while reducing total costs. To achieve this goal, REDWALL-V employs five innovative sensing technologies.

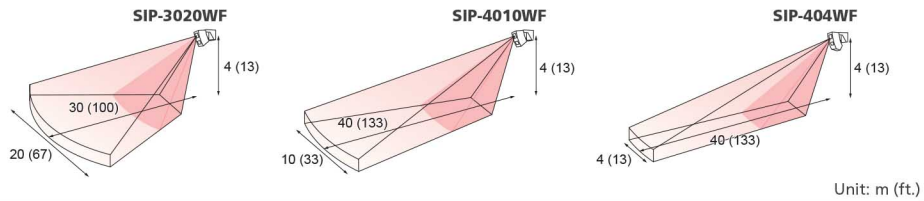
- Technology 1. PIR sensor with double conductive shielding
- Technology 2. Thermo-sensor
- Technology 3. Illuminance sensor
- Technology 4. Photo-beam sensor for anti-masking
- Technology 5. Three-axis accelerometer for anti-rotation



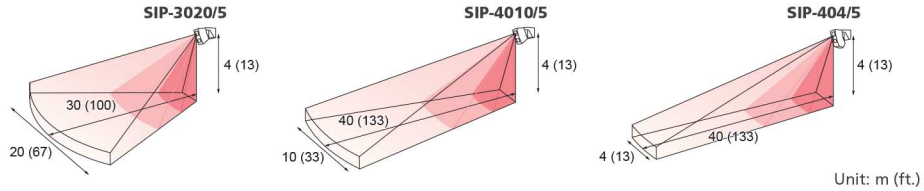
**SIP-3020
SIP-4010
SIP-404**
STANDARD SHORT RANGE TYPE



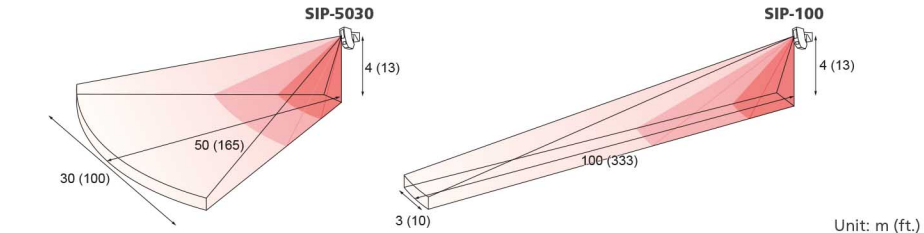

**SIP-3020WF
SIP-4010WF
SIP-404WF**
BATTERY OPERATED SHORT RANGE TYPE COMPATIBLE WITH WIRELESS TRANSMITTER

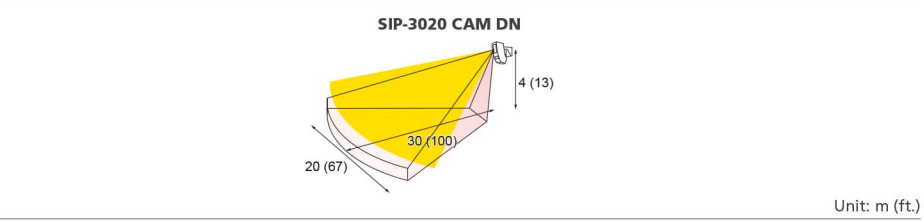

**SIP-3020/5
SIP-4010/5
SIP-404/5**
SHORT RANGE TYPE WITH CREEP ZONE



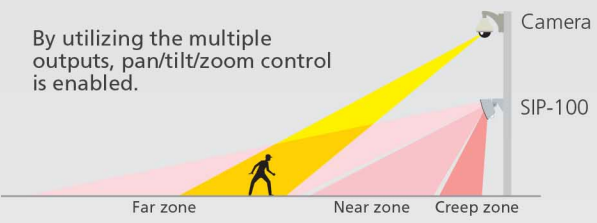

**SIP-5030
SIP-100**
LONG RANGE TYPE WITH CREEP ZONE



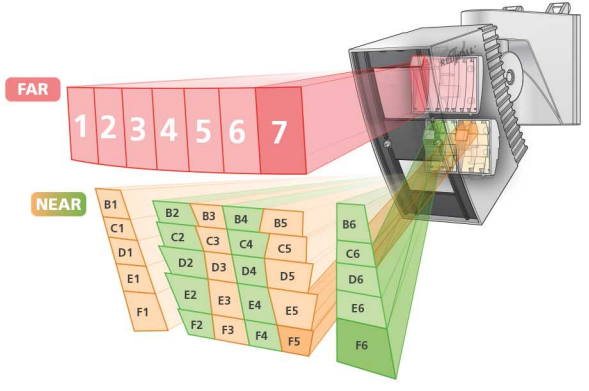

SIP-3020 CAM DN
SHORT RANGE TYPE WITH CAMERA

By utilizing the multiple outputs, pan/tilt/zoom control is enabled.




Independent sensitivity selector for NEAR/FAR zones



AVF-1 (OPTION)



Using AVF-1, you can see the detection zone and adjust it easily.



SPECIFICATIONS

Model	SIP-3020	SIP-4010	SIP-404	SIP-3020/5	SIP-4010/5	SIP-404/5	SIP-5030	SIP-100
Detection method	Passive infrared							
Coverage (main area)	30 x 20 m (100 x 65 ft.)	40 x 10 m (130 x 33 ft.)	40 x 4 m (130 x 13 ft.)	30 x 20 m (100 x 65 ft.)	40 x 10 m (130 x 33 ft.)	40 x 4 m (130 x 13 ft.)	50 x 30 m (165 x 100 ft.)	100 x 3 m (330 x 10 ft.)
Coverage (creep zone)	3 x 5 m (10 x 16 ft.) installed at 2.3 m (7.6 ft.) height, 6 x 9 m (20 x 30 ft.) installed at 4 m (13 ft.) height, Detection angle adjustable horizontally							
Power input	11-16 VDC 22-26 VAC, 22-26 VAC with optional heating unit							
Current draw	35 mA max. (12 VDC) 70 mA max. (24 VAC), 410 mA max.(24 VAC) with optional heating unit			40 mA max. (12 VDC) 75 mA max. (24 VAC), 415 mA max.(24 VAC) with optional heating unit			40 mA max. (12 VDC) 75 mA max. (24 VAC), 415 mA max. (24 VAC) with optional heating unit	45 mA max. (12 VDC) 80 mA max.(24 VAC), 420 mA max. (24 VAC) with optional heating unit
Mounting height	2.3 to 4 m (7.6 to 13 ft.)							
Sensitivity selector	Far: SH/H/M/L Near: SH/H/M/L				Far: SH/H/M/L Near: SH/H/M/L Creep zone: SH/H/M/L			
Range selector	Far: On/Off							
Detection logic selector	AND / OR							
Alarm output (main area)	N.O., N.C. 28 VDC 0.2A max.						Far area:N.O., N.C. 28 VDC 0.2 A max Near area N.O., N.C. 28 VDC 0.2 A max.	
Alarm output (creep zone)	N.O., N.C. 28 VDC 0.2 A max.							
Alarm interval period	Off/15, 30, 60 sec.							
Trouble output	N.C., 28 VDC 0.2 A max.							
Tamper output	N.C., 28 VDC 0.1 A max.							
Alarm period	Approx. 2 sec.							
Warm-up period	Approx. 60 sec.							
Operating temperature	-25 to +60°C, -40 to +60°C with optional heating unit (-13 to +140 °F, -40 to +140° F with optional heating unit)							
IP rating	Main unit:IP65 Chassis:IP55							
Dimensions (H x W x D)	227 x 102 x 266 mm (9.0 x 4.0 x 10.5 in.)			248 x 102 x 266 mm (9.8 x 4.0 x 10.5 in.)			271 x 102 x 290 mm (10.7 x 4.0 x 11.4 in.)	
Weight	1.2 kg (42 oz)			1.4 kg (48 oz)			1.6 kg (56 oz)	

Model	SIP-3020CAM DN (EU)	SIP-3020CAM DN (US)
Detection method	Passive infrared	
Coverage	30 x 20 m (100 x 65 ft.)	
Power input	12 VDC	
Current draw	180 mA (12 VDC)	
Mounting height	2.3 to 4 m (7.6 to 13 ft.)	
Sensitivity selector	Far: SH/H/M/L, Near: SH/H/M/L	
Range selector	Far: On/Off	
Alarm output	N.O., N.C. 28 VDC 0.2A max.	
Alarm interval period	Off/15, 30, 60 sec.	
Trouble output	N.C., 28 VDC 0.2 A max.	
Tamper output	N.C., 28 VDC 0.1 A max.	
Alarm period	Approx. 2 sec.	
Warm-up period	Approx. 60 sec.	
Image sensor	1/3" CCD (PAL)	1/3" CCD (NTSC)
TV line	480TVL (at wide position)	
Resolution	PAL 752 H x 582 V	NTSC 768 H x 494 V
Lens	f= 3 to 9 mm, varifocal,DC auto iris lens F1.2	
Minimum illumination	Day (colour) : 0.5 lx (F1.2) Night (B/W) : 0.03 lx (F1.2)	
Video output	1.0Vp-p/75Ω/ BNC connector,PAL	1.0Vp-p/75Ω/ BNC connector, NTSC
Operating temperature	-25 to +60°C (-13 to +140°F)	
IP rating	Main unit:IP65 Chassis:IP55	
Dimensions (H x W x D)	252 x 102 x 317 mm (9.9 x 4.0 x 12.5 in.)	
Weight	1.5 kg (52 oz)	

Model	RLS-3060SH	RLS-3060L
Detection method	Infrared Laser Scan	
Laser protection class	Class 1	
Coverage	Vertical area Max. 60 m (Approx. 200 ft.) at 10% reflectivity	Horizontal area Radius:30 m (Approx. 100 ft.), Arc:190° at 10% reflectivity
Detection resolution	0.25°	
Communication port	Ethernet ,RJ-45 ,10BASE-T/100BASE-TX	
Protocol	UDP, TCP/IP *Redwall Event Code	
Power input	24 VDC 24 VAC	
Current draw	400 mA max. (24 VDC) 600 mA max. (24 VAC)	
Heater power input	24 VDC, 24 VAC	
Heater current draw	400 mA max. (24 V DC/AC)	
Mounting height	Vertical area 15 m (50 ft.) (recommendation)	Horizontal area 0.7 m (28 in.) (recommendation)
Target object selector	S / M / L	
Sensitivity selector	H / M / L	
Camera control output	N.O. 28 VDC, 0.2 A x 4 outputs	
Master alarm output	Form C, 28 VDC, 0.2 A max.	
Trouble output	Form C, 28 VDC, 0.2 A max.	
Tamper output	N.C. 28 VDC, 0.1 A max.	
Environmental disqualification circuit	Form C, 28 VDC, 0.2 A max.	
Alarm period	Approx. 2 sec., Off delay timer	
Operating temperature	-20 to 60 °C (-4 to 140° F)	
Operating temperature with heater	-40 to 60 °C (-40 to 140° F)	
IP rating	IP66	
Dimensions (H x W x D)	334 x 144 x 155 mm (13.2 x 5.7 x 6.1 in.)	
Weight	2.5 kg (88 oz.)	2.4 kg (85 oz.)

Model	SIP-3020WF	SIP-4010WF	SIP-404WF
Detection method	Passive Infrared		
Coverage	30 x 20 m (100 x65 ft.)	40 x 10 m (130 x33 ft.)	40 x 4 m (130 x 13 ft.)
Power input	3 to 9 VDC Alkaline or lithium battery		
Operating voltage	2.5 to 10 VDC		
Current draw	40 μA(Standby) 5 mA max. (Operating LED ON)		
Mounting height	2.3 to 4 m (7.6 to 13 ft.)		
Sensitivity selector	Far: SH/H/M/L Near: SH/H/M/L		
Range selector	Far: On/Off		
Detection logic selector	AND/OR		
Alarm output	N.C. 10 VDC, 0.01 A max. N.O. 10 VDC, 0.01 A max.		
Alarm interval period	Off/5, 60, 150 sec.		
Trouble output	N.C., 28 VDC 0.2 A max.		
Tamper output	N.C., 28 VDC 0.1 A max.		
Alarm period	Approx. 2 sec.		
Warm-up period	Approx. 120 sec.		
Operating temperature	-25 to +60°C (-13 to +140°F)		
IP rating	Main unit:IP65 Chassis:IP55		
Dimensions (H x W x D)	227 x 102 x 266 mm (9.0 x 4.0 x 10.5 in.)		
Weight	1.2 kg (42 oz)		

* Specifications and design are subject to change without prior notice.

OPTIONS



AWT-3
Area Walk Tester



AVF-1
Area View Finder



SIP-HU
Heating Unit



SIP-AT
SIP Adjustment Tools
(including AWT-3 and AVF-1)



SIP-MINIHOOD
Sun/Snow shield
for SIP-3020/4010/404



SIP-MIDIHOOD
Sun/Snow shield
for SIP-5030/100



RLS-PB
Pole mount bracket



RLS-SB
Adjustable angle
Mounting bracket



LAC-1
Laser Area Checker



RLS-AT
RLS Adjustment Tool kit
(Including REDSCAN MANAGER
Setup software and LAC-1)



OPTEX CO., LTD. (ISO 9001 Certified / ISO14001 Certified)
5-8-12 Ogoto, Otsu, Shiga, 520-0101 Japan
TEL +81(0)77 579 8030 FAX +81(0)77 579 8190

OPTEX INCORPORATED (USA)
OPTEX (EUROPE) LTD. (UK)

OPTEX SECURITY SAS (FRANCE)
OPTEX KOREA CO., LTD. (KOREA)
OPTEX SECURITY Sp. z o.o. (POLAND)
OPTEX (DONGGUAN) CO., LTD.
Shanghai office (CHINA)

<http://www.optex.co.jp/e/>
<http://www.optexamerica.com/>
<http://www.optex-europe.com/>
(ISO9001 Certified)
<http://www.optex-security.com/>
<http://www.optexkorea.com/>
<http://www.optex.com.pl/>
<http://www.optexchina.com/>