

Trired

Triple passive infrared detector



The TRIRED detector is the best in the market for protecting doors, windows and spacious terraces. It applies an exclusive technology based on a special 3-elements passive infrared.

Tecnoalarm
Hi-Tech Security Systems
design by *pininfarina*

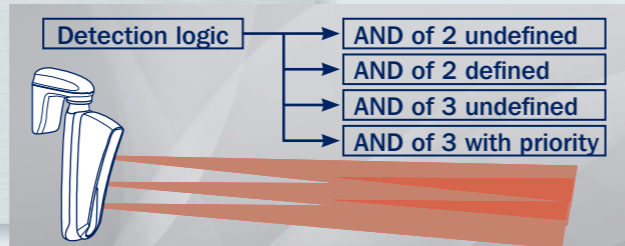
Perimeter protection

The TRIRED is a passive infrared detector for outdoor mounting. It is composed of three independent infrared elements and is equipped with curtain lenses that emit three overlapping beams. It owes its great versatility to a multitude of functioning modes, a respectable coverage, the swivel mounting bracket providing great possibilities of orientation and a sophisticated anti-tamper protection. This all makes the detector the perfect solution for any kind of protection requirements in outdoor areas.



AND detection logic

The functioning of the detector is based on the AND detection logic, i.e. the alarm is only released if two or three infrared sections (according to programming) detect the intrusion in the protected area. There are eight functioning modes, from which to choose the right solution for the required type of protection: 2 undefined beams, 2 defined beams (three modalities), 3 undefined beams, 3 beams with priorities (three modalities).



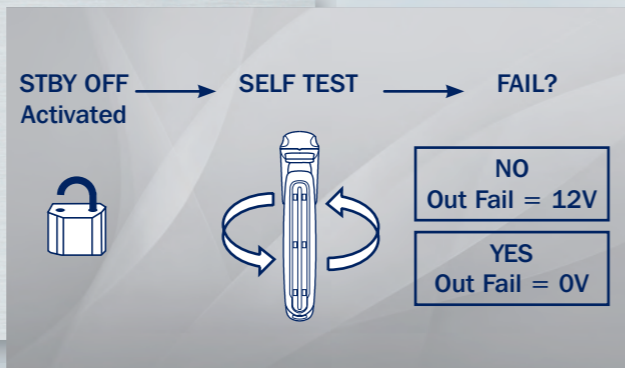
Stand-by voltage

When the alarm system is disarmed the stand-by signal deactivates the detector, i.e. the detection capacity of the detector is inhibited.



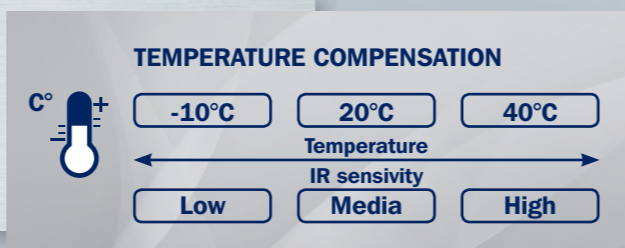
Self test

The detector is equipped with a self test function. The test is automatically executed on each activation, i.e. on commutation of the stand-by signal, and has a duration of several seconds. It verifies the efficiency of the three infrared sections and, in case this should fail, changes automatically the detection logic, excluding the inefficient section and forcing the AND mode of two beams. The detector signals the failure by commutating the failure output.



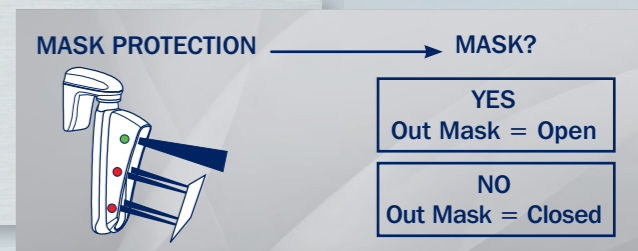
Temperature compensation

The detector is equipped with a temperature probe which measures the surrounding temperature. If necessary, the detector adjusts the sensitivity. The automatic temperature compensation has the scope to guarantee full efficiency of the infrared detector, even in critical operating conditions.




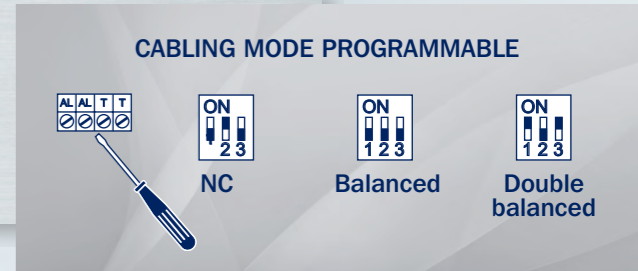
Anti-masking protection

The detector is protected against masking attempts by three anti-masking detectors, one for each infrared section, with programmable sensitivity. If the climatic conditions change, the sensitivity of the anti-masking detectors is automatically adapted to prevent outside influences from compromising the correct functioning. The detector signals the failure by commutation of the failure output.



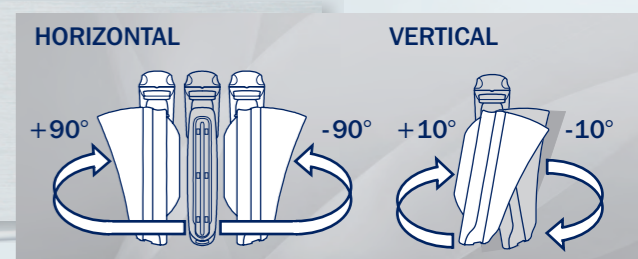
Contact type

A series of dip-switches permit easy and comfortable programming of the contact type as normally closed, end-of-line resistor and double end-of-line resistor.



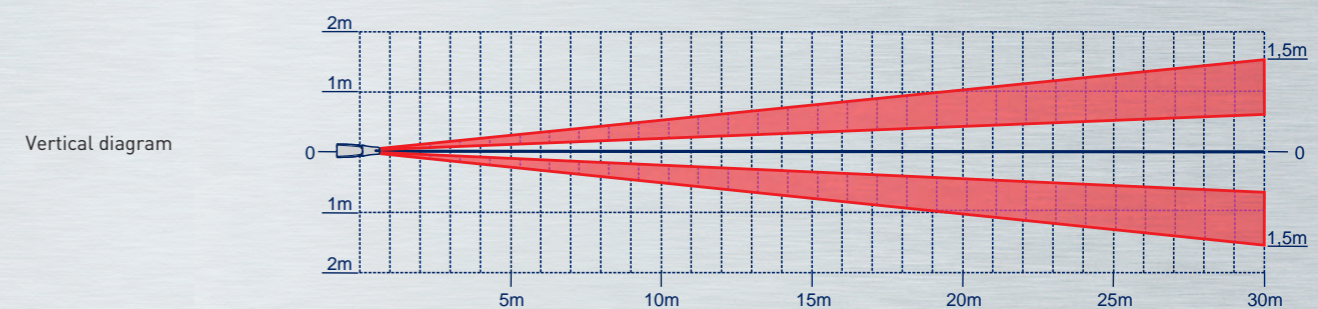
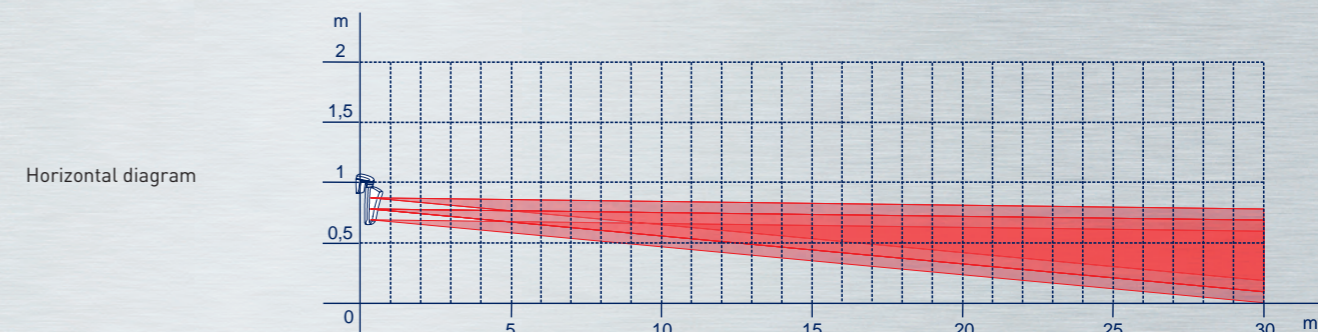
Orientation

The swivel mounting bracket permits a more precise orientation of the detector towards the zone to be protected. It provides an orientation of +/-90° on the horizontal and +/-10° on the vertical axis. By displacing the electronic board inside the casing along a scale it is possible to obtain another +/-3° on the vertical axis. The mechanical block of the swivel mounting bracket provides high resistance to the attempts at putting out of alignment the detector.



Coverage

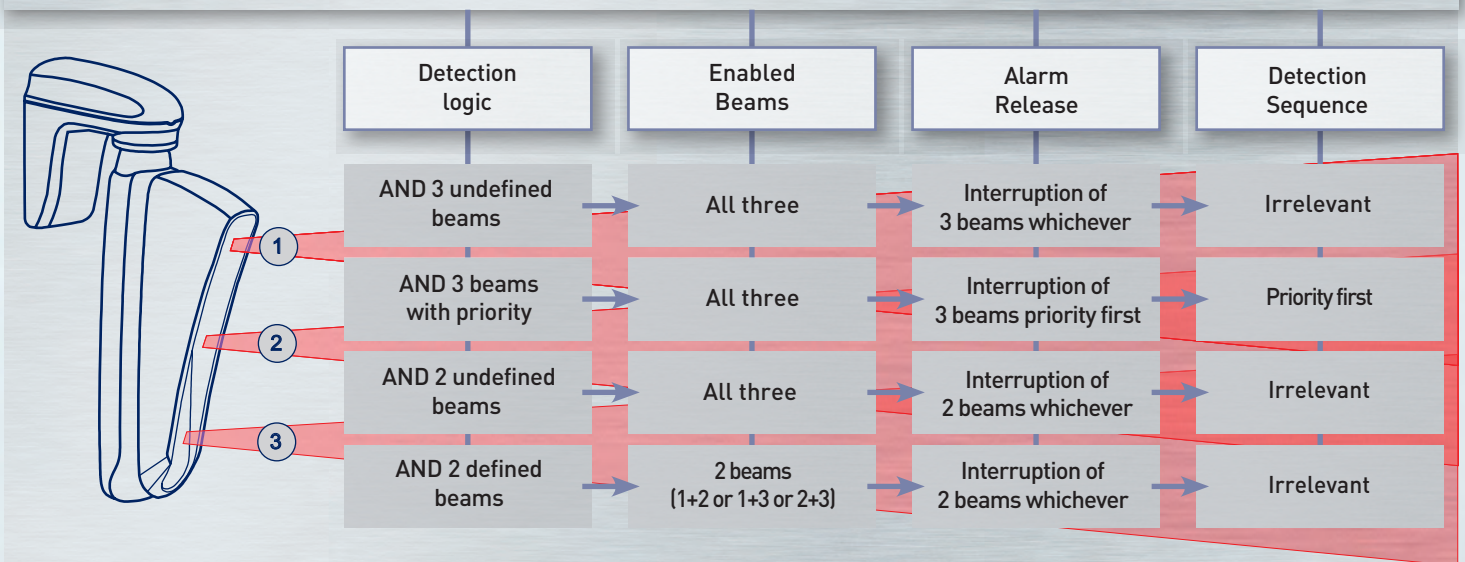
The three infrared sections equipped with curtain lenses, project three beams which overlap vertically. The beams are propagated horizontally over a maximum distance of 30 meters. The height and the width of the beams depend on the detection range set. At the maximum range the beams have a height of 134cm and a width of 3 meters.



TECHNICAL AND FUNCTIONAL SPECIFICATIONS

DETECTION	Infrared sections	3 dual element PIR	FUNCTIONS	Self test	Automatic on each activation	
	Infrared beams	3 with curtain pattern		Temperature compensation	Automatic	
	levels	3 on the same axis		POWER SUPPLY	Rated voltage	12V DC
	Range	Adjustable max. 30m			Operating voltage	10V.....14.5V DC
DETECTION LOGIC	AND 2 undefined beams	1 mode	CONSUMPTION	Stand-by	27mA @ 12V DC	
	AND 2 defined beams	3 modes		Alarm (max.)	25mA @ 12V DC	
	AND 3 undefined beams	1 mode	CONTACT TYPE	NC – EOL – DEOL programmable by dip-switch		
	AND 3 beams with priority	3 modes		PHYSICAL SPECIFICATIONS	Functioning temperature	-20°C...+65°C
	Alarm counters	Independent for each beam			Environmental class	II
ANTI-TAMPER PROTECTION	Anti-opening	Micro-switch	Protection class		IP55-IK04	
	Anti-detachment	Micro-switch	Security grade		3 (EN-50131-1)	
	Anti-masking	3 sensors	Orientation		+/-90° horiz. axis - +/-10° vert. axis	
	Programmable anti-masking sensitivity	2 settings	Casing	Anti-static UV resistant ABS		
OUTPUTS	Alarm	NC – electronic relay	Dimensions (L x H x D)	400 x 82 x 260mm		
	Tamper	NC – electronic relay	Weight	1.2kg		
	Mask	NC – electronic relay	COMPATIBILITY	EN-50131-1		
	Fail (failure)	Normally +12V		EN-50131-2-4		
INPUT	Stby	Stand-by input with negative polarity				

DETECTION LOGIC



All specifications listed in this brochure are subject to change without notice



Tecnalarm

Via Ciriè, 38 - 10099 San Mauro T.se - Torino (Italy)
tel. +390112235410 - fax +390112735590
tecnalarm@tecnalarm.com
www.tecnalarm.com

Tecnalarm FRANCE

495, Rue Antoine Pinay - 69740 Genas - Lyon (France)
tél. +33478406525 - fax +33478406746
tecnalarm.france@tecnalarm.com - www.tecnalarm.com
Agence de Paris: 125, Rue Louis Roche - 92230 Gennevilliers

Tecnalarm ESPAÑA

c/Vapor 18 (Pol. Ind. El Regas)
08850 Gavá - Barcelona (España)
tel. +34936622417
tecnalarm@tecnalarm.es - www.tecnalarm.es