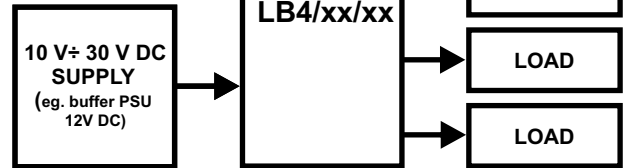
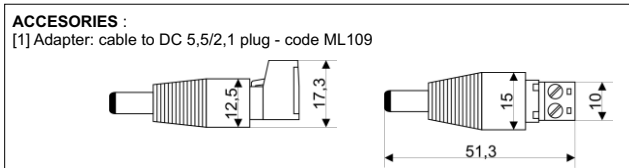
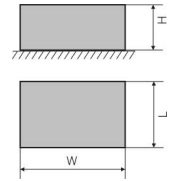



CODE: AWZ573, AWZ574, AWZ575, AWZ576 v.1.0
NAME: LB4/0,3A/PTC; LB4/0,5A/PTC;
LB4/1,0A/PTC; LB4/0,3-1,0A/FTA

EN



DESCRIPTION

The fuse block is used for power distribution in a low-voltage alarm systems (power distribution). The module has two supply inputs: the terminal block IN and the socket DC 5,5/2,1. The fuse block operating voltage is 10 V± 30 V DC. The module has four independent outputs AUX1 ÷ AUX4. Depends of the module type, each output is protected against overload and short-circuit by the fuse or PTC polymeric fuse. Fuse failure or activation of the PTC fuse is signaled by the turning off the proper diode LED: L1 for AUX1 output etc. Additionally, each output is protected by the varistor securing the loads and power supply from the surges incoming from lines.

TECHNICAL DATA

	AWZ573 LB4/0,3A/PTC	AWZ574 LB4/0,5A/PTC	AWZ575 LB4/1,0A/PTC	AWZ576 LB4/0,3-1,0A/FTA
Casing	no, open frame design, IP00			
Dimensions	80 x 43 x 21 (WxHxD)			
Net / gross weight	0,024kg / 0,053kg		0,034kg / 0,069kg	
Installation	adhesive tape or screws x2			
Supply voltage	10 V± 30 V DC			
Output voltage	$U_{AUX} = U_{IN}$ (according to supply voltage)			
Number of inputs	2: terminal block IN and socket DC 5,5/2,1			
Number of outputs	4 (terminals AUX)			
Short-circuit protection (SCP)	4 x 0,3A PTC	4 x 0,5A PTC	4 x 1,0A PTC	4 x F 0,3A or 4 x F 0,5A or 4 x F 1,0A
Overload protection (OLP)				
Supervoltage protection	4 x varistors			
Optical signaling of operation	LEDs: L1, L2, L3, L4- status of outputs AUX1÷AUX4			
Operating conditions	2nd environmental class, -10°C÷ 50°C			
Certificates, declaration	CE, RoHS			
Remarks	Outputs: connectors f 0,41±1,63 (AWG 26-14)			