

■DESCRIPTION

The VX-3008F is a device designed to control the Voice evacuation announcements of TOA's VX-3000 Series rack-mount type voice evacuation system which is compliant with the European Standard EN54 for fire alarm systems. It has audio input terminals and can output the amplified audio signals to the speaker lines when the optional power amplifier modules are mounted.

It is possible to make an Emergency Warning Broadcast assigned a higher priority than the Emergency broadcast. Two patterns of the Emergency broadcast can be activated simultaneously.

Compatible with network, the system can be configured in distributed arrangement.

Features include the following functions: Digital signal processing function that enables appropriate acoustic adjustment for individual input sound sources and output amplifiers, Feedback suppressor function that automatically suppresses acoustic feedback when it occurs, VOX function that allows start/stop control of broadcast by way of an audio trigger, and ANC function that enables an ambient noise control. (The ANC function distinguishes between the unit's output sound and the ambient noise. The unit's output sound is not detected as noise.)

Indicators that show such statuses as fault status and power amplifier signal status are provided.

It has 8 speaker output channels.

A total of 3 power amplifier modules (2 for zone amplifier use and 1 for standby amplifier use) can be mounted.

Equipped with a matrix output, the VX-3008F can be used as 2-bus speaker selector using 2 power amplifiers.

Setting the matrix output destination makes 1-bus and 2-bus zones coexist.

Zones can be expanded by connecting the unit having amplifier module(s) and the one having no amplifier module.

As the VX-3008F is equipped with Standby amplifier input/output terminal, the standby amplifier, when mounted, can be shared among VX-3000F units.

■SPECIFICATIONS

Power Source	31 V DC (operating range: 20 - 33 V DC), removable terminal block (4 pins)
Power Consumption	85 W at 31 V DC
Indicators	POWER (green) ---1, RUN (green) ---1, EMERGENCY (red) ---1, CPU OFF (red) ---1, LAN A (green) ---1, LAN B (green) ---1, RS LINK A (green) ---1, RS LINK B (green) ---1 FAULT STATUS (yellow) GENERAL ---1, UNIT (*1) ---1, NETWORK (*1) ---1, EMG MIC (*1) ---1, FUSE (*1) ---1, POWER (*1) ---1, CPU ---1, ZONE ---8 AMPLIFIER PEAK (red) ---3, SIGNAL (green) ---3, OPERATE (green) ---3, POWER (green) ---3
Operation	Fault Control Switch ---2 (ACK/RESET) Test Switch ---1 (LAMP TEST) Setting Switch: ID NUMBER, RESET, IMPEDANCE, Setting (internal front panel)
LAN A, B	Number of Connectors: 2 (LAN A, LAN B) Network I/F: 100BASE-TX Network Protocol: TCP, UDP, ARP, ICMP, RTP, IGMP, FTP, HTTP Spanning tree Protocol: RSTP Audio Transmission System: TOA Packet Audio Audio Encoding Method: PCM Audio Sampling Frequency: 48 kHz Audio Quantifying Bit Number: 16 bits Connection Device: VX-3004F, Other VX-3008F, VX-3016F, NX-300, Switching HUB Connector: RJ45 connector Connection Cable: Category 5 twisted pair cable (CAT5) Number of Stages of Cascade connection: UP to 7 Maximum Cable Distance: 100 m (328.08 ft)
RS Link A, B	Number of Connectors: 2 (RS LINK A, RS LINK B) Audio input level: 0 dB (*2) Power feed: Max. 1 A per connector Connector: RJ45 connector Connection Cable: Shielded Category 5 twisted pair cable (CAT5-STP) Maximum Cable Distance: 1200 m (3937.01 ft)
DS Link	Connection Device: DS LINK of Power supply units Connector: RJ45 connector Connection Cable: Shielded Category 5 twisted pair cable (CAT5-STP) Maximum Cable Distance: 5 m (16.4 ft)
Analog Link	Number of Connectors: 1 input, 1 output Connection Device: VX-3004F, Other VX-3008F, VX-3016F Connector: RJ45 connector Connection Cable: Shielded Category 5 twisted pair cable (CAT5-STP) Maximum Cable Distance: 800 m (2624.67 ft)
Control Input 1, 2	16 inputs, no-voltage make contact input, open voltage: 24 V DC, short-circuit current: 2 mA Fault Detection System: Short circuit, Open circuit, Method: Voltage detect Connector: RJ45 connector Connection Cable: Shielded Category 5 twisted pair cable (CAT5-STP)
Emergency Control IN	Input 2: Isolated voltage input, -24 to +24 V Connector: RJ45 connector Connection Cable: Category 5 twisted pair cable (CAT5)



■ SPECIFICATIONS

VOX Function	Threshold: -60 to 0 dB (1 dB steps) Hysteresis: 0 to +10 dB, Hold time: 10 ms - 10 s Settable for each audio input
Control Output 1, 2	General outputs : 8 with CONTROL OUTPUT 1 Exclusive outputs : 3 with CONTROL OUTPUT 2 GENERAL FAULT, CPU FAULT, CPU OFF No-voltage make contact, electrical contact output, control current: 10 mA, withstand voltage: 28 V DC Connector: RJ45 connector Connection Cable: Shielded Category 5 twisted pair cable (CAT5-STP)
ATT/Control Output	8 outputs, no-voltage make contact, relay contact (NC, NO, C), control current: 2 mA to 5 A, withstand voltage: 125 V AC, 40 V DC Connector: Removable terminal block (12 pins) ...2
Audio Input 1, 2, 3, 4	4 inputs Sensitivity: LINE: -20 dB (*2), MIC: -60 dB (*2) LINE/MIC/ANC Sensor (changeable with setting software) Gain Control: volume adjustable with volume control (internal front panel) -∞ to 0 dB Input Impedance: 47 kΩ, electronically-balanced Frequency Response: 40 Hz - 20 kHz ±1 dB (at DA CONTROL LINK, 0 dB output) Distortion: 1% or less (at DA CONTROL LINK, 0 dB output, 1 kHz) Signal to Noise Ratio: 60 dB or more (at DA CONTROL LINK, A-weighted) Phantom Power Supply: 24 V DC, can be set with setting software Connector: Removable terminal block (6 pins) ...2
Digital Signal Processing	
Feedback Suppression Function	7 filters (auto), Settable for each audio input and RS LINK (A/B)
Equalizer/Filter	3 bands for each audio input and RS LINK (A/B), 6 bands for each amplifier output Parametric equalizer: 20 Hz - 20 kHz, ±15 dB, Q: 0.267 - 69.249 Filtering: High-pass filter 20 Hz - 20 kHz, 6 dB/oct, 12 dB/oct Low-pass filter 20 Hz - 20 kHz, 6 dB/oct, 12 dB/oct High shelving filter 6 - 20 kHz, ±15 dB Low shelving filter 20 - 500 Hz, ±15 dB Notch filter (amplifier output only) 20 Hz - 20 kHz, Q: 8.651 - 69.249 All-pass filter (amplifier output only) 20 Hz - 20 kHz, Q: 0.267 - 69.249 Horn equalizer (amplifier output only) 20 kHz, 0 to +18 dB (0.5 dB steps)
Compressor	Threshold: -20 to 0 dB (1 dB steps) Ratio: 1:1, 1.1:1, 1.2:1, 1.3:1, 1.5:1, 1.7:1, 2:1, 2.3:1, 2.6:1, 3:1, 4:1, 5:1, 7:1, 8:1, 10:1, 12:1, 20:1, ∞:1 Attack time: 0.2 ms - 5 s, Release time: 10 ms - 5 s Gain: -∞ to +10 dB, Knee type: hard knee, middle knee, soft knee
Delay	For each amplifier output, 0 - 2730 ms (0.021 ms steps)
ANC (Ambient Noise Control)	Amplifier output level control, Automatic sensor input reference level measuring, Sensor input reference level fine adjustment Maximum output signal level control: -15 to 0 dB Minimum output signal level control: -18 to -3 dB Sample time setting: 10 s, 20 s, 30 s, 1 min, 5 min Gain ratio setting: (Ambient noise: Output signal level) 6:3, 5:3, 4:3, 3:3, 3:4, 3:5, 3:6 Ambient noise measuring frequency setting: 20 Hz - 20 kHz, 3 points
Speaker Line	
Speaker Line	8 channels, 1 Earth terminal Maximum Voltage/Current: 100 Vrms, 5 Arms Connector: Removable terminal block (17 pins) ...1 Fault Detection System: Short circuit, Open circuit, Ground fault, Method: Impedance or End of line
Standby Amplifier Input/Output	Input: 1, Output: 1 Maximum Voltage/Current: 100 Vrms, 5 Arms Connector: Removable terminal block (2 pins) ...2
Extension Amplifier Input/Output	Input: 2, Output: 2 Maximum Voltage/Current: 100 Vrms, 5 Arms Connector: Removable terminal block (2 pins) ...4
Power Amplifier	Number of Amplifiers: 3 Connector: DA CONTROL LINK ...3, DA OUTPUT LINK ...3
Operating Temperature	-5 °C to +45 °C (23 °F to 113 °F)
Operating Humidity	90 %RH or less (no condensation)
Finish	Panel: Surface-treated steel plate, black, 30 % gloss, paint

SPECIFICATIONS

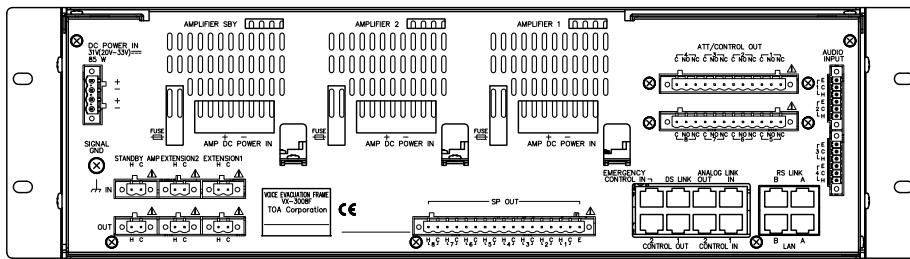
Dimensions	483 (W) × 132.6 (H) × 345 (D) mm (19.02" × 5.22" × 13.58")
Weight	7.9 kg (17.42 lb)
Accessory	Rack mounting bracket (preinstalled on the unit) ×2, CD (PC setting software) ×1, Removable terminal plug (2 pins) ×6, Removable terminal plug (4 pins) ×1, Removable terminal plug (6 pins) ×2, Removable terminal plug (12 pins) ×2, Removable terminal plug (17 pins) ×1, Ferrite clamp ×2

Note: Rack mounting screws are not supplied with the unit.

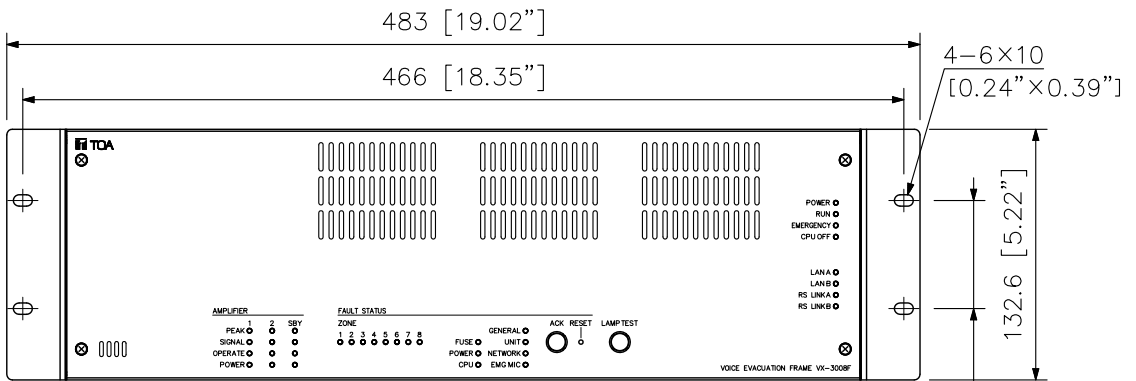
- (*1) By default
- (*2) 0 dB = 1 V

APPEARANCE

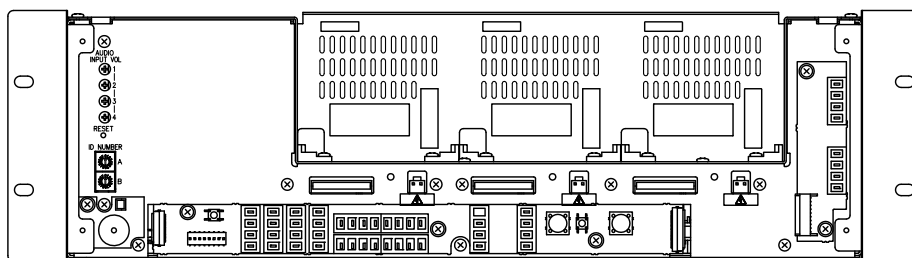
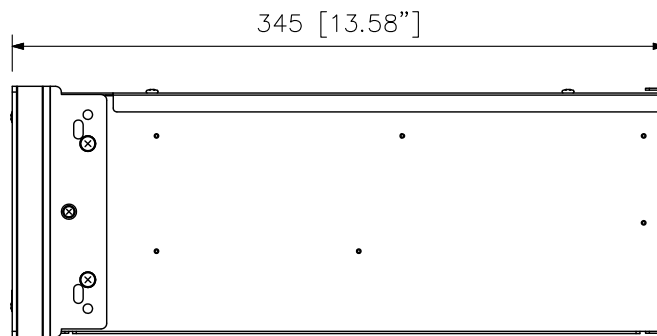
Rear View



Front View



Side View



Front view without front panel

UNIT:mm SCALE:1/4