

DESCRIPTION

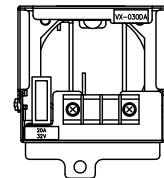
The VX-030DA is an Digital power amplifier used for the VX-3000 systems which is compliant with the European Standard EN54 for fire alarm systems.
It is a module type with 1 channel of class-D digital power amplifier, which contribute to energy-saving and light weight design.
The VX-030DA also features standby mode to be set for reducing standby power consumption.
It requires a dedicated control units VX-3004F, VX-3008F, VX-3016F and power supply unit VX-3000DS.

SPECIFICATIONS

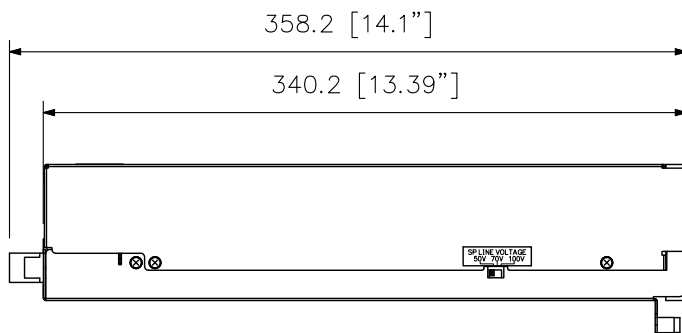
Power Source	31 V DC (operating range: 20 – 33 V DC) DC power in: M4 screw terminal, distance between barriers: 11 mm (0.43")
Amplification System	Class D
Power Consumption	65 W at 31 V DC
Rated Output Power	300 W (at 100 V line and min. impedance and max. capacitive load) 210 W (at 70 V line and min. impedance and max. capacitive load) 150 W (at 50 V line and min. impedance and max. capacitive load) (at AC Mains VX-3000DS or VX-3150DS: 187 – 253 V)
Output Voltage	100 V (70 V, 50 V: selectable)
Minimum Impedance Load	33 Ω (at 100 V line), 23 Ω (at 70 V line), 17 Ω (at 50 V line)
Maximum Capacitive Load	0.5 μF
Number of Channels	1
Input	DA CONTROL LINK: Nylon connector (15 pins)
Output	DA OUTPUT LINK: Nylon connector (2 pins)
Frequency Response	40 Hz – 20 kHz: -5 to +1 dB (at 100 V line, 30 dB (*1) output)
Distortion	1 % or less (at 100 V line, rated output, 1 kHz)
Signal to Noise Ratio	100 dB or more (at 100 V line, A-weighted)
Operating Temperature	-5 °C to +45 °C (23 °F to 113 °F)
Operating Humidity	90 %RH or less (no condensation)
Finish	Surface-treated steel plate
Dimensions	82.8 (W) × 91 (H) × 358.2 (D) mm (3.26" × 3.58" × 14.1")
Weight	1.3 kg (2.87 lb)
Accessory	DA CONTROL LINK Cable *1, DA OUTPUT LINK Cable *1, DC FUSE (20 A) *1

(*1) 0 dB = 1 V

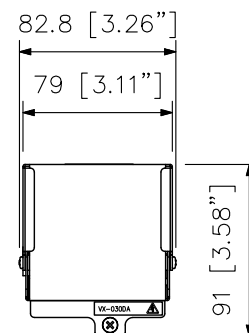
APPEARANCE



Rear View



Side View



Front View

UNIT:mm SCALE:1/4