

**WISENET**

# **NETWORK CAMERA**

## Quick Guide

SLA-T1080F/T2480/T2480V/T4680/T4680V



1. Read these instructions.
2. Keep these instructions.
3. Heed all warnings.
4. Follow all instructions.
5. Do not use this apparatus near water.
6. Clean the contaminated area on the product surface with a soft, dry cloth or a damp cloth.  
(Do not use a detergent or cosmetic products that contain alcohol, solvents or surfactants or oil constituents as they may deform or cause damage to the product.)
7. Do not block any ventilation openings, Install in accordance with the manufacturer's instructions.
8. Do not install near any heat sources such as radiators, heat registers, stoves, or other apparatus (including amplifiers) that produce heat.
9. Do not defeat the safety purpose of the polarized or grounding-type plug. A polarized plug has two blades with one wider than the other. A grounding type plug has two blades and a third grounding prong. The wide blade or the third prong are provided for your safety. If the provided plug does not fit into your outlet, consult an electrician for replacement of the obsolete outlet.
10. Protect the power cord from being walked on or pinched particularly at plugs, convenience receptacles, and the point where they exit from the apparatus.
11. Only use attachments/ accessories specified by the manufacturer.
12. Use only with the cart, stand, tripod, bracket, or table specified by the manufacturer, or sold with the apparatus. When a cart is used, use caution when moving the cart/apparatus combination to avoid injury from tip-over.



13. Unplug this apparatus during lighting storms or when unused for long periods of time.
14. Refer all servicing to qualified service personnel. Servicing is required when the apparatus has been damaged in any way, such as power-supply cord or plug is damaged, liquid has been spilled or objects have fallen into the apparatus, the apparatus has been exposed to rain or moisture, does not operate normally, or has been dropped.
15. This Lens module has to be connected with equipment, which supplied by a power supply unit marked "Class 2" or "LPS".



Any changes or modifications in construction of this device which are not expressly approved by the party responsible for compliance could void the user's authority to operate the equipment.

This device complies with part 15 of the FCC Rules. Operation is subject to the following two conditions: (1) This device may not cause harmful interference, and (2) this device must accept any interference received, including interference that may cause undesired operation.

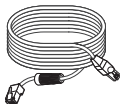
This equipment has been tested and found to comply with the limits for a Class A digital device, pursuant to part 15 of the FCC Rules. These limits are designed to provide reasonable protection against harmful interference when the equipment is operated in a commercial environment. This equipment generates, uses, and can radiate radio frequency energy and, if not installed and used in accordance with the instruction manual, may cause harmful interference to radio communications. Operation of this equipment in a residential area is likely to cause harmful interference in which case the user will be required to correct the interference at his own expense.

## COMPONENT

---

As for each sales country, accessories are not the same.

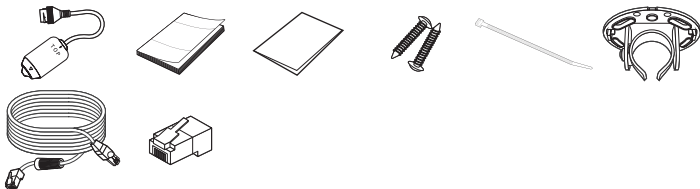
- SLA-T1080F



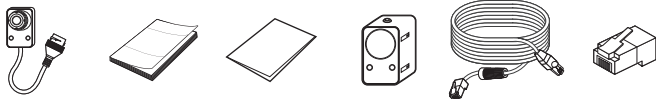
- SLA-T2480



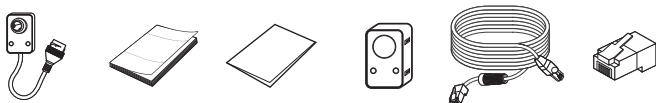
- SLA-T4680



- SLA-T2480V




- SLA-T4680V



# INSTALLATION

---

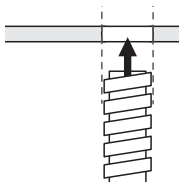


# INSTALLATION

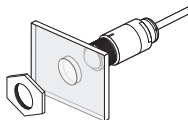
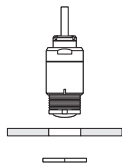
---

1-1

- SLA-T1080F



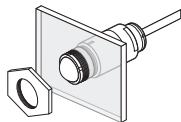
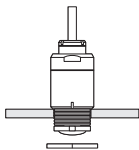
1-2



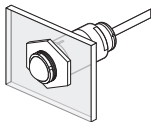
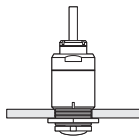
## INSTALLATION

---

1-3



1-4

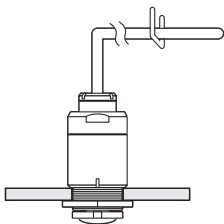




## INSTALLATION

---

1-5

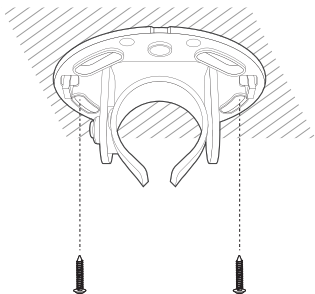


## INSTALLATION

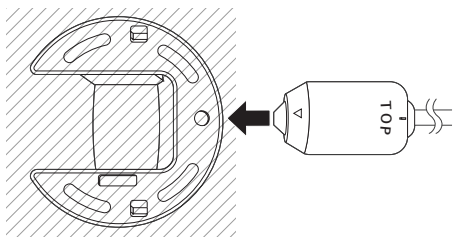
---

2-1

- SLA-T2480/SLA-T4680



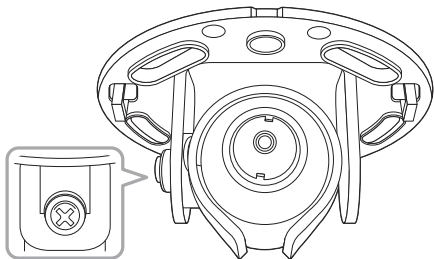
2-2



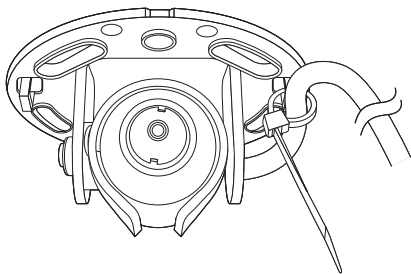
## INSTALLATION

---

2-3



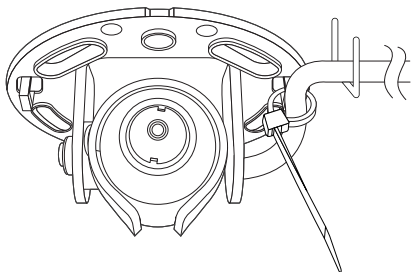
2-4



## INSTALLATION

---

2-5

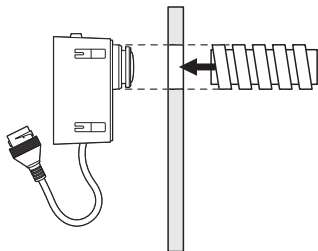


## INSTALLATION

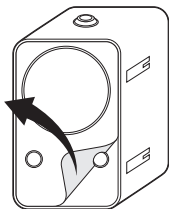
---

### 3-1

- SLA-T2480V/SLA-T4680V



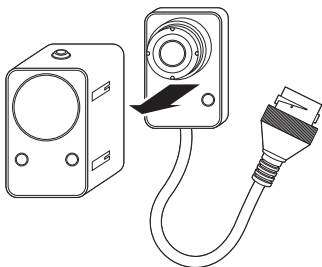
### 3-2



## INSTALLATION

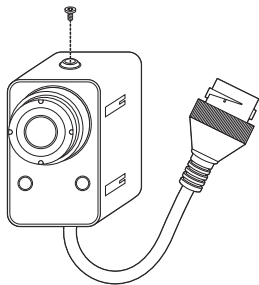
---

3-3



3-4

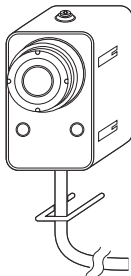
\* This only applies to the SLA-T2480V.



## INSTALLATION

---

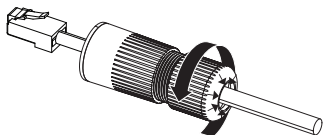
3-5



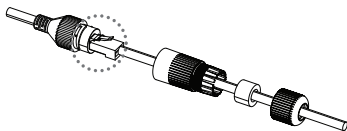
## CONNECT LENS MODULE CABLE TO LENS MODULE

---

1



2

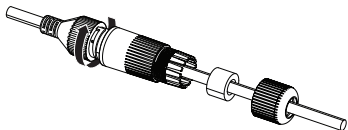




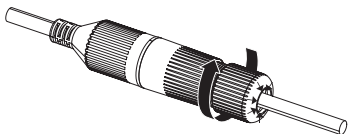
## CONNECT LENS MODULE CABLE TO LENS MODULE

---

3



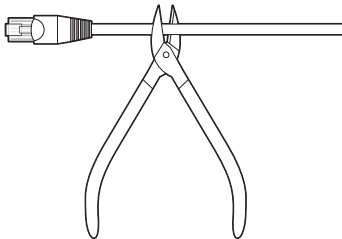
4



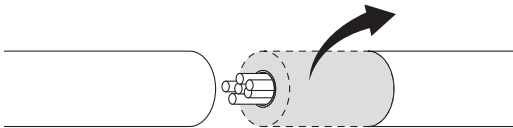
## ADJUST THE LENGTH OF THE CABLE FOR CONNECTING THE LENS MODULE

---

1



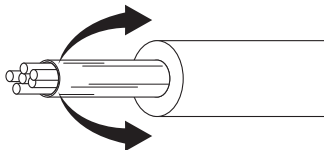
2



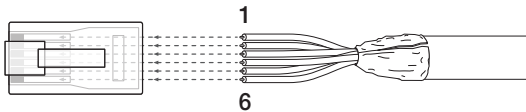
## ADJUST THE LENGTH OF THE CABLE FOR CONNECTING THE LENS MODULE

---

3



4

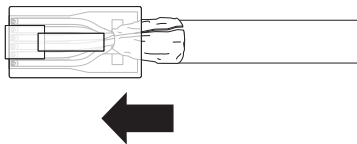


Number	Color
1	Black
2	Red
3	Blue
4	Orange
5	White
6	Green

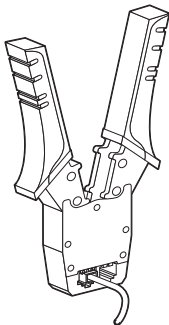
## ADJUST THE LENGTH OF THE CABLE FOR CONNECTING THE LENS MODULE

---

5



6



## 품질보증서

제 품 명	네트워크 카메라	보증 기간
모 델 명	SLA-T1080F/T2480/T2480V/ T4680/T4680V	구 입 후 3년
구 입 일 자	년 월 일	
보증 기간	년 월 일 까지	

고객주소	성 명	
	연락처	
판매점주소(상호)	성 명	
	연락처	

※ 제품 판매시 공란의 내용을 필히 기입하여 주십시오.

※ 단, 소모품 중 HDD와 어댑터의 보증 기간은 2년입니다.

### ◀ 서비스를 받으실 때 ▶

사용설명서를 한번 더 읽어주십시오.

고장이라 생각되면 서비스를 요청하기 전에 반드시 사용설명서를 한번 더 읽어 주십시오.

사용미숙 등으로 인한 고장현상이 있으므로 사용설명서의 취급법과 주의사항 등을 보시면 고객여러분의 손으로도 간단히 해결되는 경우가 있습니다.

서비스를 요청하시는 방법은?

요청하실 때는 고장상태를 정확히 알려 주십시오.

이때 보증서를 함께 제시하시면 보증서에 기재된 내용에 따라 유상, 무상수리의 구분이 됩니다.

### 한화테크윈(주)

경기도 성남시 분당구 판교로 319번길 6 (삼평동 701)

영 업 TEL 070-7147-8771~9 A/S 및 기술문의 1588-5772

부산영업소 TEL 052-320-9951

대구영업소 TEL 053-743-3098

광주영업소 TEL 063-942-9559

대전영업소 TEL 043-489-9840

아래 사항에 따른 고장은 유상 처리됩니다.

- 1) 사용자 취급 부주의에 의한 고장
- 2) 정격전원외의 전원 연결시
- 3) 사용자 임의로 분해, 수리한 경우
- 4) 자연재해에 의한 고장 (화재, 홍수, 해일 등)
- 5) 소모품 교체시



Hanwha Techwin cares for the environment at all product manufacturing stages, and is taking measures to provide customers with more environmentally friendly products.

The Eco mark represents Hanwha Techwin's devotion to creating environmentally friendly products, and indicates that the product satisfies the EU RoHS Directive.



#### **Correct Disposal of This Product (Waste Electrical & Electronic Equipment)**

(Applicable in the European Union and other European countries with separate collection systems)

This marking on the product, accessories or literature indicates that the product and its electronic accessories (e.g. charger, headset, USB cable) should not be disposed of with other household waste at the end of their working life. To prevent possible harm to the environment or human health from uncontrolled waste disposal, please separate these items from other types of waste and recycle them responsibly to promote the sustainable reuse of material resources.

Household users should contact either the retailer where they purchased this product, or their local government office, for details of where and how they can take these items for environmentally safe recycling.

Business users should contact their supplier and check the terms and conditions of the purchase contract. This product and its electronic accessories should not be mixed with other commercial wastes for disposal.



#### **Correct disposal of batteries in this product**

(Applicable in the European Union and other European countries with separate battery return systems.)

This marking on the battery, manual or packaging indicates that the batteries in this product should not be disposed of with other household waste at the end of their working life. Where marked, the chemical symbols Hg, Cd or Pb indicate that the battery contains mercury, cadmium or lead above the reference levels in EC Directive 2006/66. If batteries are not properly disposed of, these substances can cause harm to human health or the environment.

To protect natural resources and to promote material reuse, please separate batteries from other types of waste and recycle them through your local, free battery return system.

---

## 韩华泰科(天津)有限公司

Hanwha Technol(Tianjin) Co.Ltd

天津市西青区津港公路微电子工业区微六路11号

No.11, wei 6 Road, Micro-Electronics Industrial Park, Xiqing District, Tianjin, 300385, China

联系电话(免费客服热线) : 800.818.1212 / 400.690.6677

www.hanwha-security.cn

---



Подлежит использованию по назначению

в нормальных условиях

Срок службы : 7 лет.

### Türkiye Distribütörü

#### EDS Elektronik Destek Sanayi ve Ticaret Ltd. Şti.

Meclis Mah. Teraziler Cad. Hayran Sk. (Eskisi Kılıç Sk.) No: 4 Sancaktepe / İstanbul / Türkiye

Tel +90.216.313.25.15 Faks +90.216.528.45.98

#### Koyuncu Elektronik Bilgi İşlem Sistemleri San. ve Dış. Tic. A.Ş.

Emek Mah. Ordu Cad. No:18 Sancaktepe / İstanbul / Türkiye

Tel +90.216.528.88.88 Faks +90.216.313.18.18

#### NFS Teknoloji ve Otomasyon Sistemleri San. Ve Tic. Ltd. Şti.

Cumhuriyet Mah Şair M.Akif Ersoy Sk. No:36 Üsküdar / İstanbul / Türkiye

Tel +90.216.505.82.28 Faks +90.216.505.82.29

#### Sensonet Teknoloji Elekt. ve Biliş. Hiz. San. ve Tic. Ltd. Şti.

Ramazanoğlu Mah. Transtek Cad. No: 2 Pendik / İstanbul / Türkiye

Tel +90.216.999.49.49 Faks +90.212.381.61.02

#### ENTES ELEKTRONİK CİHAZLAR İMALAT VE TİC. A.Ş.

Dudullu Org.San.Bölg. 1. Cad. No:23 34776 Ümraniye - İstanbul / Türkiye

Tel +90.216.313.01.10 Faks +90.216.314.16.15

Cihazın Ticaret Bakanlığınca önerilen ortalama ömrü

Cihazın EEE yönetmeliklerine uygun olduğuna benzer beyan

## 한화테크윈(주)

경기도 성남시 분당구 판교로 319번길 6 (삼평동 701)

영 업 TEL 070-7147-8771~9 A/S 및 기술문의 1588-5772

부산영업소 TEL 052-320-9951

대구영업소 TEL 053-743-3098

광주영업소 TEL 063-942-9559

대전영업소 TEL 043-489-9840

<http://www.hanwha-security.com>

---

### Head Office

6, Pangyo-ro 319 beon-gil, Bundang-gu, Seongnam-si,  
Gyeonggi-do, 463-400 Rep. of KOREA

Tel : +82.70.7147.8753 Fax : +82.31.8018.3740

<http://hanwha-security.com>

---

### Hanwha Techwin America

500 Frank W. Burr Blvd. Suite 43 Teaneck, NJ 07666

Toll Free : +1.877.213.1222 Direct : +1.201.325.6920

Fax : +1.201.373.0124

[www.hanwhasecurity.com](http://www.hanwhasecurity.com)

---

### Hanwha Techwin Europe

Heriot House, Heriot Road, Chertsey, Surrey, KT16 9DT, United Kingdom

Tel : +44.1932.57.8100 Fax : +44.1932.57.8101

[www.hanwha-security.eu](http://www.hanwha-security.eu)

---

### Hanwha Techwin(Tianjin) Co.Ltd

No.11, Weiliu Rd., Micro-Electronic Industrial Park, Jingang Road Tianjin 300385, China

Tel : +86.22.2388.7788

[www.hanwha-security.cn](http://www.hanwha-security.cn)

---

### Hanwha Techwin Middle East FZE

JAFZA View 18, 20th floor, office 2001, 2002, 2003, Downtown Jebel Ali,

Dubai, United Arab Emirates

<http://hanwha-security.com>

---

