

# VMS-B800-A

## Introduction

VMS-B800-A is a powerful and highly reliable video surveillance management platform that offers a comprehensive solution with other Uniview products including IPC, NVR, decoder, network keyboard, IP SAN, etc. It is compatible with Onvif-compliant IP cameras and open to integration with other systems. VMS-B800-A is one of the ideal video management servers specialized for large-scale surveillance, and it has been widely used in various scenarios such as public security, finance, transportation, electric power, energy, education, and healthcare, and in diverse scenarios including large parks and buildings.



## Key Features

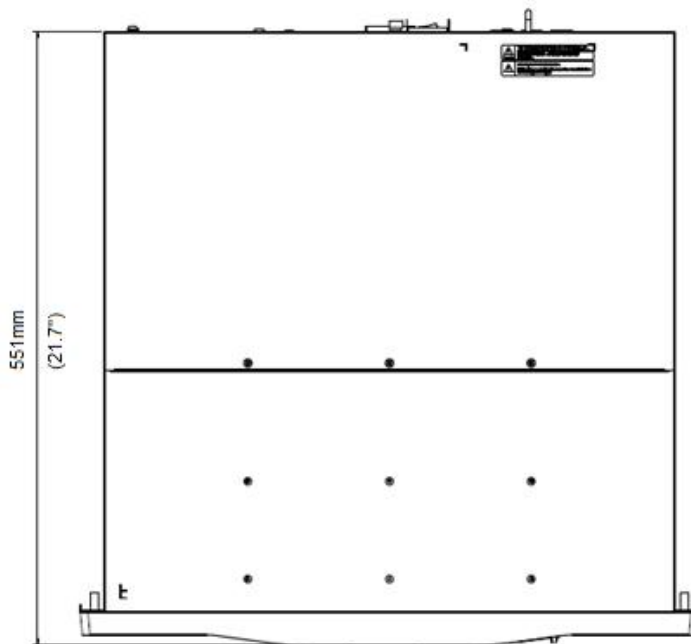
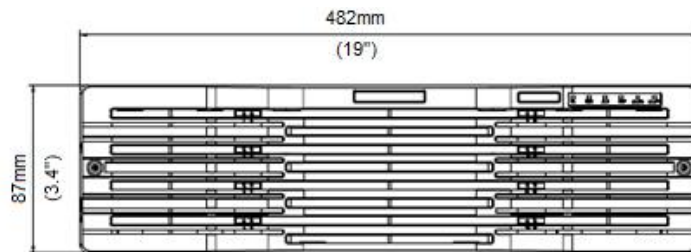
- Stability: Linux OS, 1+1 hot standby for master server, and N+M protection for storage server
- Flexible deployment: support distributed and hierarchical network structure
- Compatible and open: connection of third-party IP cameras with standard ONVIF and RTSP, integration with alarm control and access control; SDK for integration with other systems
- Powerful connection: up to 2,000 devices or 10,000 channels by single server, up to 30,000 channels in distributed or hierarchical network structure
- Unified management: IPC, NVR, decoder, network keyboard, cloud device, alarm control panel and door access controller
- Reliable and cost-effective storage with IP SAN
- Multiple ways to access: Web client for configuration and management, Software client for daily monitoring, mobile client (iOS and Android) for access anytime, anywhere
- Rich functionality: live view, playback, sequence, video wall, GIS map, two-way audio and broadcast, people counting, real-time alarm and alarm management, user and permission management
- VCA support: receive VCA alarms, configure alarm-triggered actions, and real-time people counting and statistics report
- Secure protection: HTTPS, 802.1x authentication, ARP protection, secure password policy, and IP address filtering
- Reliability: network fault tolerance, multi-IP configuration, load balancing, Automatic Network Replenishment (ANR)
- Operation and maintenance: Provide a comprehensive management dashboard, server status, device/channel online/offline status, HDD status, online users, bandwidth usage, packet loss rate, log query

## Specifications


Model	VMS-B800-A
<b>Video management</b>	
Number of connected cameras per server	Up to 2,000 devices or 10,000 channels by single server Up to 30,000 channels in distributed or hierarchical network structure
Device management	IPC, NVR, decoder, network keyboard, cloud devices, alarm control panel and door access controller
Bandwidth of video input per server	1024Mbps
Bandwidth of video output per server	1024Mbps
<b>User management</b>	
Number of online users	1000
Numbers of roles per user	16
<b>Play control</b>	
1 / 3 / 4 / 5 / 6 / 7 / 8 / 9 / 10 / 13 / 16 / 17 / 25 / 32 / 36 / 64 window display Corridor format Up to 3 auxiliary monitors	
<b>Playback</b>	
Play NVR recordings Synchronous playback up to 16 channels on single client Instant playback (five minutes and thirty seconds ago)	
<b>Data Info</b>	
Alarm Records	200,000
Operation logs	200,000
<b>Alarm</b>	
Alarm trigger	System alarm, device alarm, video channel alarm, VCA alarm, alarm control panel, door access controller, external alarm
Alarm reaction	Recording, email, live view, PTZ preset, alarm output, video wall
<b>Interface</b>	
Network	3 RJ-45 ports (10/100/1000Mbps)
USB	4×USB
HDMI	1×HDMI
VGA	1×VGA
Serial	1×RS232 (RJ45), 1×RS-485 (RJ45)
Expansion	1×power module 1×NIC card
<b>Others</b>	
Main processor	Intel(R) CPU
Hard disk	1×2T
Memory	16GB DDR4
Power supply	100-240V AC, with power button
Power consumption	≤ 150 W
Operating temperature	0°C to 40°C (32°F to 104°F) Recommended: 10°C to 35°C (50°F to 95°F)

Operating humidity	20%-80% RH (non-condensing)
Weight	≤ 14.0 Kg
Dimensions (D×W×H)	482 mm × 551 mm × 87 mm (19"x21.7"x3.4") 2U height, mountable in a standard 19" rack

## Dimensions



## Rear Panel



- 1: Power module: (100-240VAC, 50/60Hz)
- 2: Expansion power module (optional)
- 3: Expansion NIC (optional).
- 4: VGA
- 5: HDMI
- 6: USB

- 7: RS-232 (for servicing and maintenance)
- 8: RS-232 and RS-485
- 9/10/11: ETH1, ETH2, ETH0 network interfaces
- 12: Power button
- 13: Reset button. A press will restart the system.
- 14: Grounding screw

**Zhejiang Uniview Technologies Co., Ltd.**

Building No.10, Wanlun Science Park, Jiangling Road 88, Binjiang District, Hangzhou, Zhejiang, China

Email: [overseasbusiness@uniview.com](mailto:overseasbusiness@uniview.com); [globalsupport@uniview.com](mailto:globalsupport@uniview.com)

<http://www.uniview.com>

©2018 Zhejiang Uniview Technologies Co., Ltd. All rights reserved.

\* Product specifications and availability are subject to change without notice.